

# B-Man - Player's Guide

## Playing the game

The objective of the game is to find your way through the mazes and caves to the exit door of each level. In most levels, you also need to clear the monsters from the area. Your character is equipped with bombs. You can place a bomb on any floor tile. After you place a bomb, it will explode after a short period of time. The explosion will spread flames in the four main directions. You can destroy monsters by hitting them with flames. Some monsters will take several hits to destroy.





There is a limit to how many bombs you can place at a time. If you have the maximum number of bombs placed you cannot place more until some of them have exploded. You have an unlimited supply of standard bombs. Also see **Bonuses and Special bombs** to learn how to increase your bomb capacity and the size of your explosions.







## Tiles

The levels are made up of tiles. Many tiles can be manipulated.

Here are some tile types:





-  Brick wall. This tile can be blown apart with your bombs. A single hit from an explosion will break down this tile and create an empty tile.
-  Rock wall. This type of wall can also be broken with bombs, but it must be hit three times.
-  Solid wall. This type of wall cannot be broken.
-  Gates and Switches. By hitting a switch with an explosion you will flip the switch. This will open one or several gates. Sometimes it is not obvious which gate a switch will open, or where to find a switch that opens a particular gate. A gate may be operated by more than one switch. Note that by flipping the switch again you can close the gate. Gates and switches cannot be broken.



-  Automatic gate. This gate will lower and let you through if you hit it with an explosion. The gate will stay open for a short period of time, then it will close again.
-  Spawners. These are very dangerous tiles as they can spawn new monsters. Spawners can be destroyed with bombs.
-  Exit door. A closed exit door will open when all the monsters and spawners have been cleared from the level. An open exit door can be entered to get to the next level.
-  Treasure chests. Blowing open a treasure chest will reveal bonuses. See **Bonuses and Special bombs**.




## Bonuses and Special bombs

You can come across treasure chests. By blowing open the chest with a bomb you will find a bonus. Get the bonus by walking over it. A chest can contain the following bonuses:

-  Gold pieces. These give you extra points.
-  A Flame bonus. This will increase the size of your explosions.
-  A Bomb bonus. This will increase the number of bombs that you can place at a time.
-  Special bombs. These bombs can be used like the standard bomb. Place a special bomb by pressing the secondary bomb key. Special bombs come in limited amounts. You can carry only one type of special bomb at a time. If you have special bombs and you pick up a different kind of special bomb, you will lose the ones that you were carrying.
- Other bonuses.

## Monsters

To survive in the game you must learn the behaviour of the monsters. Some are fast but predictable, some are intelligent. Most are only dangerous when encountered in large groups. Here are some monsters you will meet.

-  Bugs are simple monsters that do pose a real threat. Bugs wander around aimlessly. Different bugs move at different speeds and some take more than one hit to destroy.
-  Blobs are very dangerous in large groups. They follow you relentlessly. They will not go around obstacles if it would mean moving away from you - use this to your advantage.
-  Even though Ice Trolls cannot see you, they can smell and follow your trail if they come upon it. They are quite slow and very dumb so you can easily trick them, but sometimes they can get you trapped. Ice Trolls also protect themselves from your explosions by turning into ice for a short time. To destroy them, you must hit them in their ice form.



Many more monsters populate the mazes. You must observe them to learn how to defeat them. Good luck!