



Stop the Train Mobile Video Game - User Guide

The Game is available for most Java™ enabled phones.

Genre: Arcade/Adventure


Contents

1. Story behind the game
2. Cast Description
3. Menu Description
4. Game Controls
5. How to play

Story

Malefactors disguised as conductors have grasped the train and trying to steal the train. Bogee is the only one who could stop them. Bogee's special ability is his long jump. That's why he was sent on this mission. Pushing terrorists from the train Bogee should reach the very first car and stop the train.

But it's not as easy as it seems. Enemies are getting more and more and artful and resourceful from car to car. Bonus-cars and railway bridges won't let you get bored!




Game Cast Description



Bogee - Main character of this game, capable young man that is good at sports and clever enough. As a game character Bogee can run, jump, dodge, catch money and throw hatchet - those are useful skills, if you are to win in such fast paced Arcade game!





Conductor - Well, nobody knows are they real conductors or just some disguised villains, but they don't behave themselves properly, they actually try to steal the Train (passengers are still in) and pull it into captivity, these guys are utterly dangerous and very strong - knock them from the car's roof, hit them with the hatchet, because they are merciless enemies and will kill You as soon as they put theirs hands on you!


 The Bird - It's The Blue Bird of Luck - the Mascot - does nothing, just like all other mascots.





The Car - Old, Soviet times, Russian, train's car. As good as it used to be - dirty, rusty, wooden seats, no upholstery. While running on it's roof beware - the best (and only) way to get to other car is jump.

 The Hatchet - Trusty weapon of Bogee, it is fairly heavy, so only one can be carried at a time, it flying far and hitting strong, use responsibly.

 The Balloon - This is a good thing, really helpful, good guys will use it to send Hatchet back to Bogee.

 The Knife - Nasty weapon of Conductors - dodge it or die!

 The Money - Money are always good. You deserve some bonus, aren't you?

 The Key - Find the Key, snatch the Key, it stops the Train, and make you a Winner! (A whole lot of people will be very thankful to you for this feat)



The Bridge - Bridges are belong to scenery, but be sure to duck then one get close to Your head.

Menu Items Description



1. Play - Here your adventure starts!
2. Help - Handy Game Controls Description.
3. Options - Sound and Vibra Settings (unavailable on certain devices).
4. Scores - Let's keep a track of your gorgeous victories.
5. About - A few words about noble Bogee interactive crew, that brought this game to you!
6. Exit or Quit - It is really hard to quit this game, it's highly addictive.

Menu Controls

Use '2' button to move cursor up.

Use '8' button to move cursor down.

Use '5' button to select.

On certain devices alternative way to select Menu Item by pressing a phone's soft-button captioned with proper scripture is available, as well as Menu Item Cycling.

On certain devices you can use Joystick to move the cursor, if device is equipped With 5-Way Joystick, in most cases you can select Menu Item by pressing it.

Game Controls

Following buttons on your Mobile Phone control Bogee's action:

- '1' Turn Left and Jump.
- '2' Jump in Direction that Bogee is facing.
- '3' Turn Right and Jump.
- '4' Turn Left and Run.
- '5' Throw the Hatchet , or Jump if Hatchet is unavailable.
- '6' Turn Right and Run.
- '7' Turn Left and Lay Down.
- '8' Lay Down in Direction that Bogee is facing.
- '9' Turn Right and Lay Down.

Then Your Mobile device is equipped with Joystick in most cases it is possible to control Bogee's action with it.

Pause Use Left Soft-Button to set game paused, to restart the game by pressing this button again (some versions of the game may have different buttons assigned to this task, depends on handset).

To quit the game during the play use 'End Call' button on your handset.

How to Play

As arcade game in it's best, "Stop the Train" may pose significant load on your reflexes, short reaction time may be essential, and yet this game allows several Winner's strategies. Weathered gamers may try straight forward approach i.e. never wait for an enemy to show up, run on and attack then Conductor is at close quarters, casual gamers and beginners may advance more cautiously, engaging one enemy at a time. Conductors are many and strong, but it takes them some time to get to Your car, they, also, have to get down then railroad bridge is nearing. Don't ever forget to use the Hummer - your trusty weapon; it is especially useful if you have to deal with enemy approaching you from behind, in the sight of the bridge. Score points are awarded for every car that you have managed to jump on, for every enemy you have destroyed, and of course, for every coin you have earned on your hard way to victory! Good luck!

